



CCA:

THE UNIVERSAL DATA LOGGER FOR PV SYSTEMS



Agenda

- ❖ Introduction to Tigo
- ❖ Why CCA for data logging?
- ❖ How it works
- ❖ Q&A



Introduction to Tigo



Tigo®

- ❖ Founded in 2007
- ❖ HQ in Silicon Valley, CA
- ❖ Sales and Support teams worldwide
- ❖ 3M+ units shipped, products certified across countries
- ❖ Supported by all US string inverter brands
- ❖ Mission: Increase your ROI by delivering smart PV technology



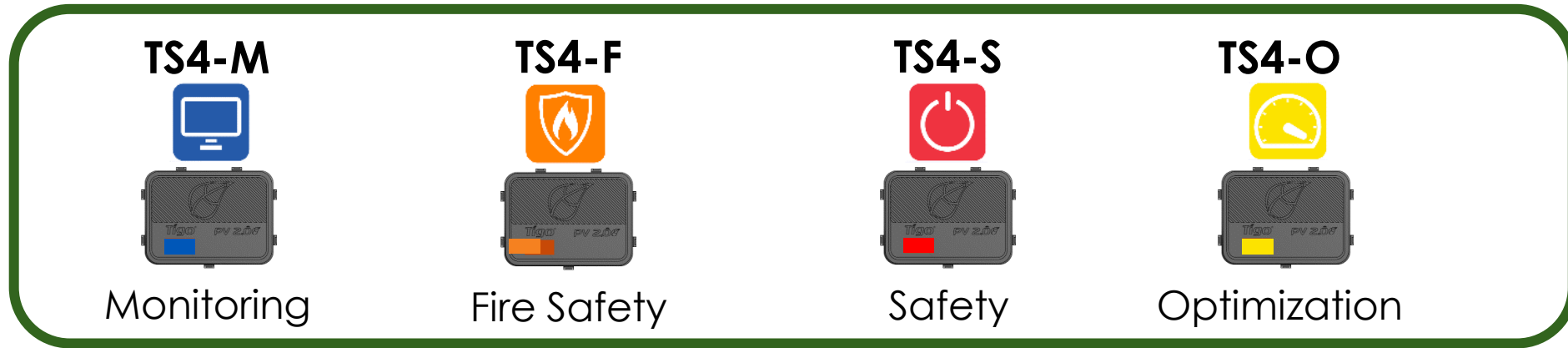
Installed in harshest environs on Earth

Atacama Desert, Chile (where Mars Rover is tested)
Antarctica, Princess Elizabeth Station



The TS4 Platform: FLEX MLPE

Select functions as needed for reduced cost and increased ROI



Architecture 1: TS4 (Integrated)

- ❖ The Smart Module: Built in Functionality



Architecture 2: TS4-A (Add-On)

- ❖ Add to any module, new or existing

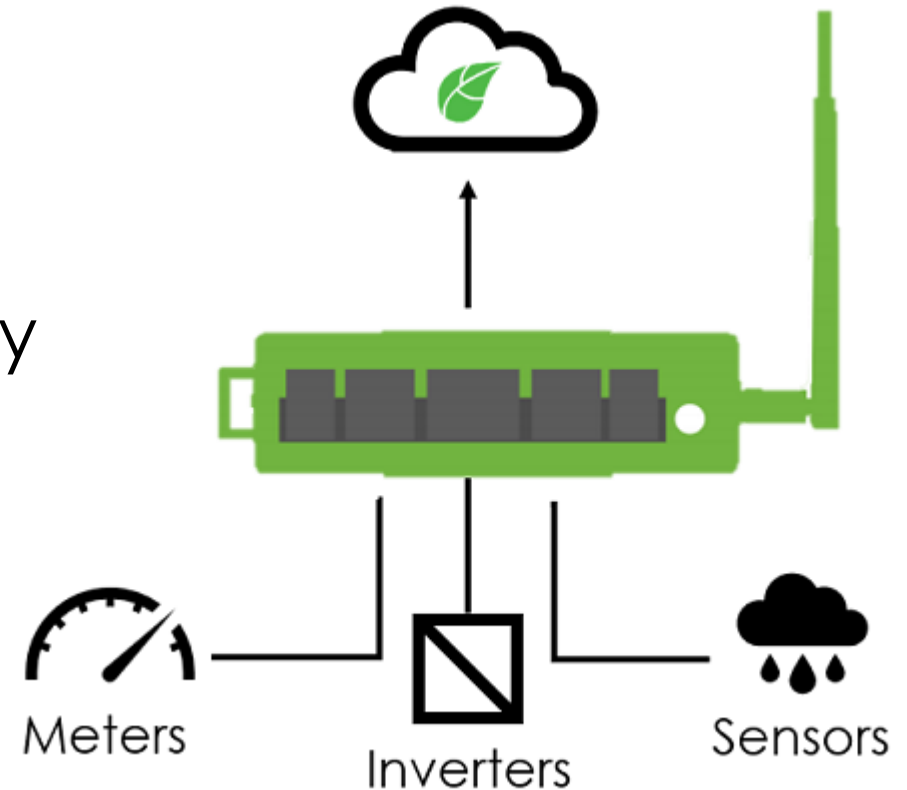


Why Cloud Connect Advanced?

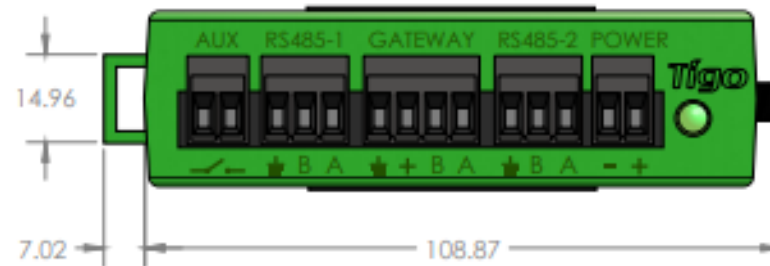
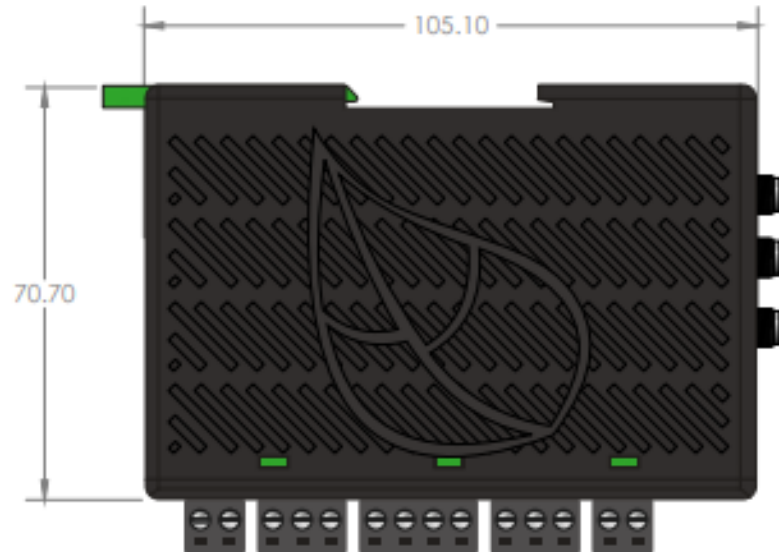


Tigo's Cloud Connect Advanced (CCA)

- ❖ Provides communication for TS4 systems
 - ❖ Monitoring for TS4-M, S, O
 - ❖ Rapid Shutdown for TS4-S, O
- ❖ Universal data logging functionality
 - ❖ Inverter
 - ❖ AC Meter/RGM
 - ❖ Weather Stations
 - ❖ Etc..
- ❖ Low cost
- ❖ Easy to install and setup



Compact, lightweight, versatile



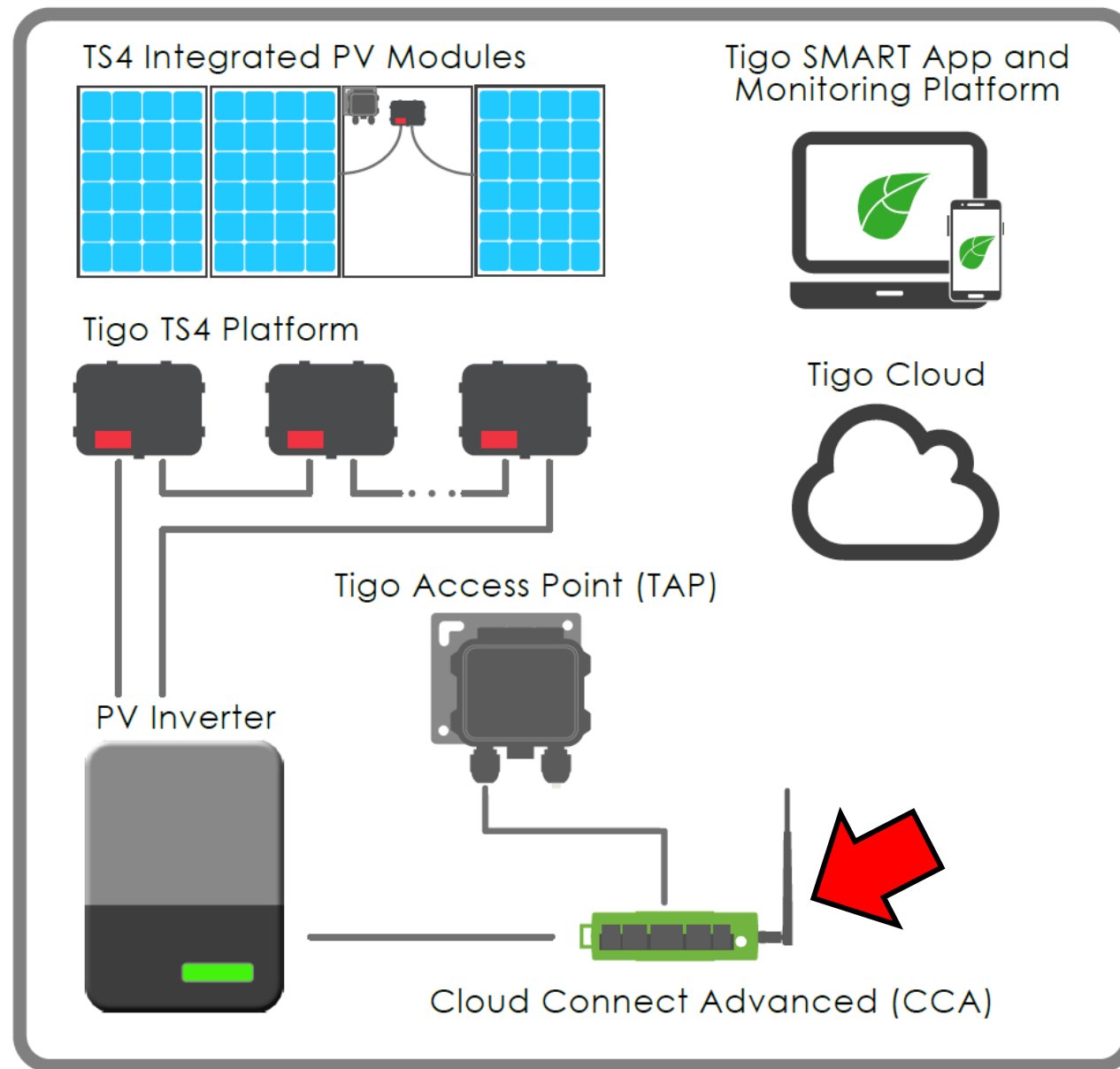
Pictured: CCA with DIN rail PSU in Outdoor Enclosure



How it works



CCA is the central control and data logging unit for TS4-based systems



CCA can also monitor other devices

What kind of devices will the CCA monitor?

- ❖ Serial communications devices according to industry standards
 - ❖ Modbus RS485 Protocol
 - ❖ Modbus RTU (Serial cable)
 - ❖ Modbus TCP (Local Area Network)
- ❖ Can monitor multiple devices in series
- ❖ **Check your equipment data sheet** to see if your device uses this protocol



Supported Devices

What devices are already supported by Tigo?

❖ Inverters

- ❖ SMA
- ❖ Solectria
- ❖ Xantrex/Schneider Electric
- ❖ Kaco
- ❖ Many others...



Supported Devices

What devices are already supported by Tigo?

- ❖ AC Meters
 - ❖ WattNode
 - ❖ Shark
 - ❖ Conto
 - ❖ eGauge
 - ❖ MeasurLogic
- ❖ **Many others...**

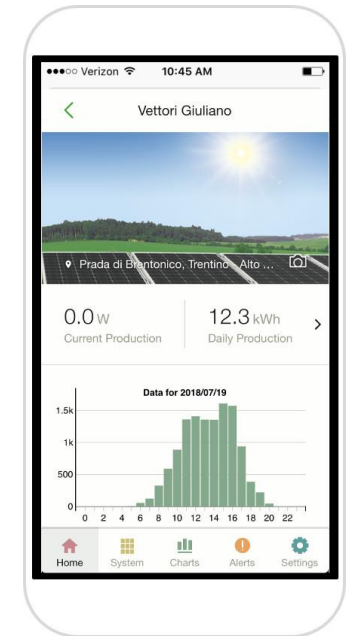


How do I add a device?

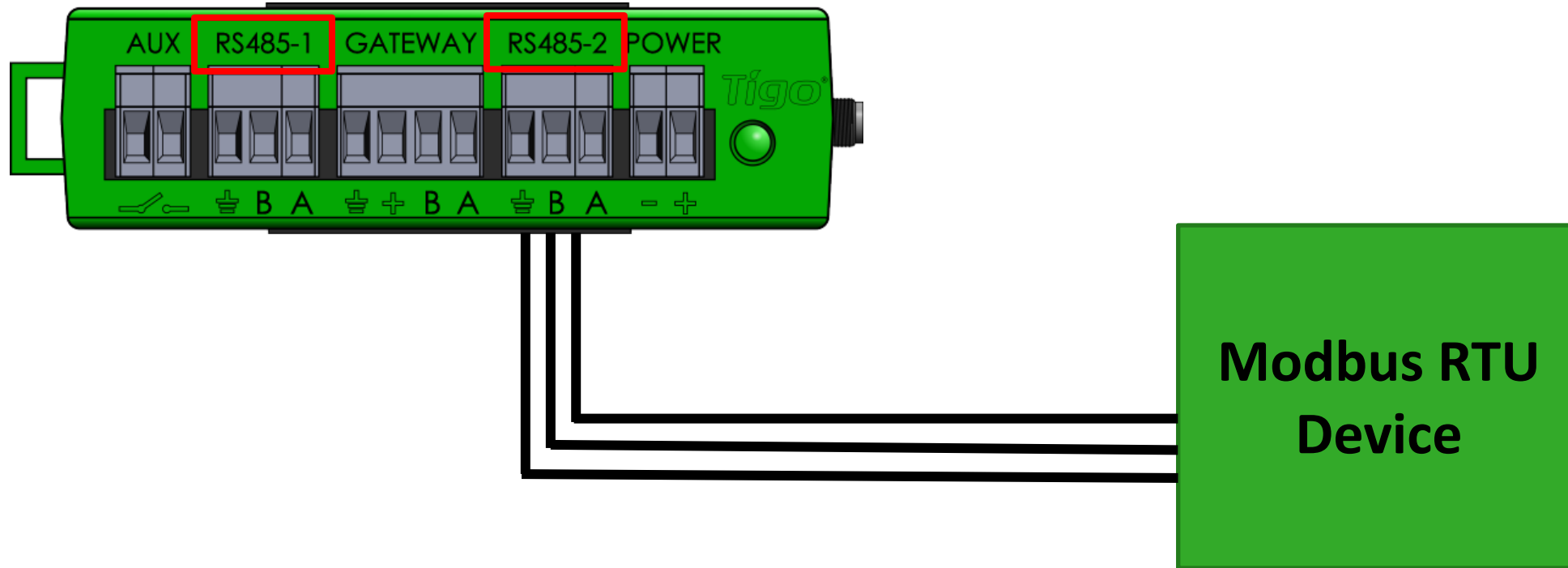
- ❖ Open In the Tigo SMART mobile app
 - ❖ Settings
 - ❖ Edit System
 - ❖ Select equipment
 - ❖ Add device “+”
 - ❖ Enter the Modbus information
 - ❖ Setup and enable the device
 - ❖ Run the monitoring test
 - ❖ Place the device on the system layout



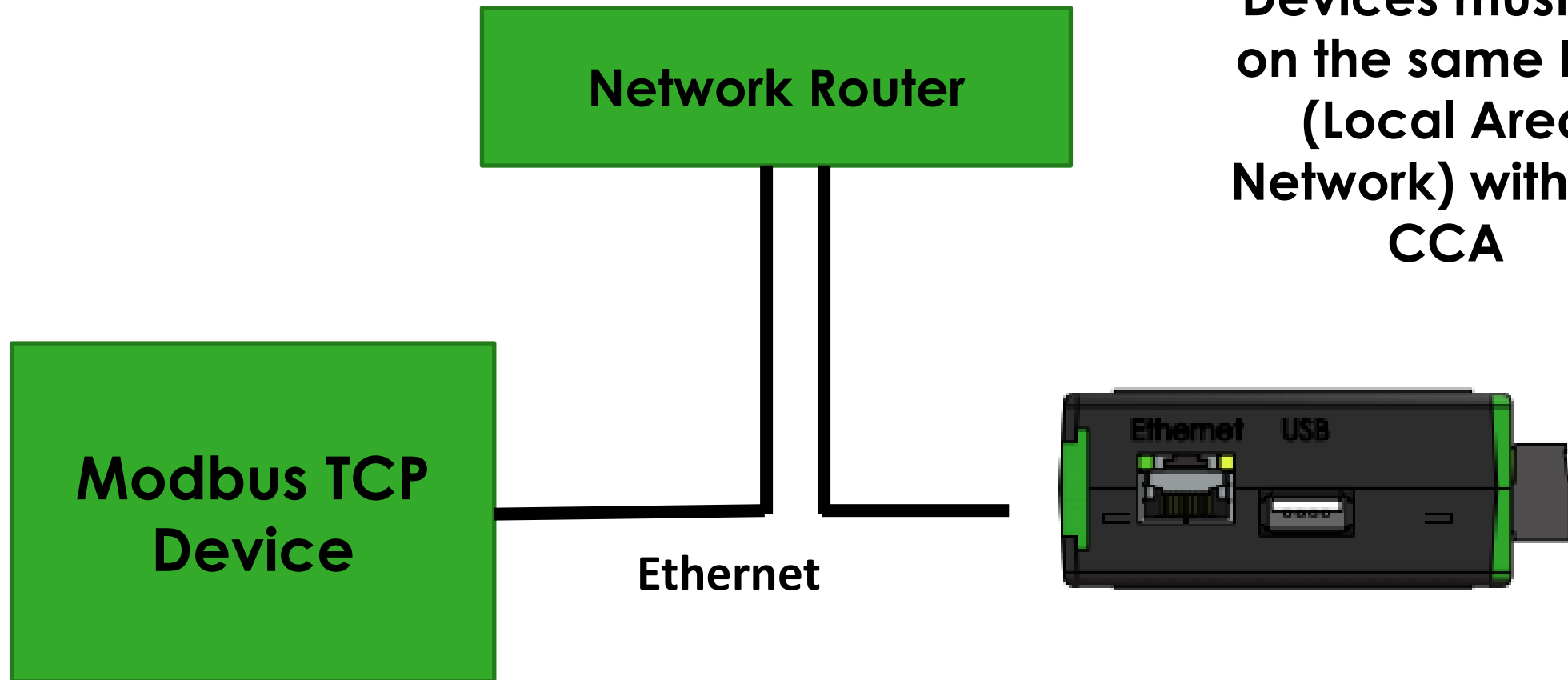
Tigo SMART 4+
Your PV asset management tool



Connections – Modbus RTU/RS-485



Connections – Modbus TCP



Devices must be on the same LAN (Local Area Network) with the CCA



Conclusion

- ❖ CCA is a **complete, cost-effective monitoring solution** for your PV systems in **residential, commercial, or utility**
- ❖ Provides flexibility to monitor your inverter, RGM, weather station, etc of choice
- ❖ Compact, lightweight
- ❖ Easy to install and commission – try it on your next install

Contact sales@tigoenergy.com



Q&A



avec vous

あなたと

איתך

与你

mit dir

당신과 함께

Tigo[®]

is with you

esta contigo

معك

met jou

con te

Thank you!

Questions? training@tigoenergy.com

More Info: support.tigoenergy.com

